

# Diamond<sup>®</sup>

DISTINCTION<sup>™</sup> SERIES



DOOR STYLES & FINISHES



# Diamond<sup>®</sup>

## DISTINCTION<sup>™</sup> SERIES

More than just a pretty face.<sup>™</sup>

True beauty is more than skin deep. The Diamond<sup>®</sup> Distinction<sup>™</sup> Series offers clever organization to ensure your kitchen is as smart as it is stylish, just like you.







FULL OVERLAY STYLES



Anden  
5-Piece Drawer Front  
Ⓜ



Anden  
Slab Drawer Front  
Ⓜ



Bailey  
5-Piece Drawer Front  
Ⓢ Ⓜ



Bailey  
Profiled Slab Drawer Front  
Ⓢ Ⓜ



Breman  
5-Piece Drawer Front  
ⓐ Ⓢ Ⓢ Ⓢ Ⓢ Ⓢ ⓐ



Breman  
Slab Drawer Front  
ⓐ Ⓢ Ⓢ Ⓢ Ⓢ Ⓢ ⓐ



Caldera  
5-Piece Drawer Front  
Ⓢ Ⓢ Ⓢ



Caldera  
Slab Drawer Front  
Ⓢ Ⓢ Ⓢ

(A) ALDER  
(C) CHERRY

(D) MDF\*  
(H) HICKORY

(M) MAPLE  
(O) OAK

(A) RUSTIC ALDER

\*MDF Coming Soon



Carson  
5-Piece Drawer Front

(A) (A)



Carson  
Profiled Slab Drawer Front

(A) (A)



Cullen  
Profiled Slab Drawer Front

(C) (M)



Davis  
5-Piece Drawer Front

(C) (M)



Davis  
Slab Drawer Front

(C) (M)



Evans  
Profiled Slab Drawer Front

(C) (H) (M) (O)



Hanlon  
Profiled Slab Drawer Front

(C) (M)



Julien  
5-Piece Drawer Front

(C) (M)

FULL OVERLAY STYLES



Julien  
Profiled Slab Drawer Front  
(C)(M)



LaGrange  
5-Piece Drawer Front  
(C)(M)



Laureldale  
5-Piece Drawer Front  
(C)(M)



Leeton  
5-Piece Drawer Front  
(C)(M)



Leeton  
Slab Drawer Front  
(C)(M)



Liberty  
5-Piece Drawer Front  
(C)(M)



Liberty  
Slab Drawer Front  
(C)(M)



Montgomery  
5-Piece Drawer Front  
(A)(C)(D)(H)(M) (A)



(A) ALDER  
(C) CHERRY

(D) MDF\*  
(H) HICKORY

(M) MAPLE  
(O) OAK

(A) RUSTIC ALDER

\*MDF Coming Soon



Montgomery  
Slab Drawer Front

(A)(C)(D)(H)(M) (A)



Perkins  
Profiled Slab Drawer Front

(C)(H)(M)(O)



Rothshire  
5-Piece Drawer Front

(C)(M)



Selena  
5-Piece Drawer Front

(A)(C)(M)



Selena  
Routed Drawer Front

(A)(C)(M)



Shiloh  
5-Piece Drawer Front

(A)(C)(M) (A)



Shiloh  
Profiled Slab Drawer Front

(A)(C)(M) (A)



Sullivan  
5-Piece Drawer Front

(C)(M)

FULL OVERLAY STYLES

- A

ALDER
- D

MDF\*
- M

MAPLE
- A

RUSTIC ALDER
- C

CHERRY
- H

HICKORY
- O

OAK

\*MDF Coming Soon



Sullivan<sup>®</sup>  
Profiled Slab Drawer Front  

C

M



Sullivan<sup>®</sup>  
Raised Slab Drawer Front  

C

M



Sumner  
5-Piece Drawer Front  

A

C

M

O

A



Sumner  
Slab Drawer Front  

A

C

M

O

A



Trystan  
Slab Drawer Front  

C

D

M



Wells  
5-Piece Drawer Front  

C

M



Wells  
Slab Drawer Front  

C

M




FULL OVERLAY SPECIALTY STYLES

Ⓛ LAMINATE      Ⓣ THERMOFOIL  
Ⓟ PURESTYLE



Graniti  
Slab Drawer Front

Ⓛ



Tranter  
Slab Drawer Front

Ⓛ



Wixom  
Slab Drawer Front

Ⓛ






Worthen  
5-Piece Drawer Front

Ⓟ



Catalina  
Raised Slab Drawer Front

Ⓣ

	Graniti	Tranter	Wixom	Worthen	Catalina
High Gloss White 					
White 					
Arctic 					
Antler 					
Wharf 					
Elk 					
Obsidian 					

High Gloss White is available  
with Matching or Metallic  
edgebanding.



PARTIAL OVERLAY STYLES

- A

ALDER
- C

CHERRY
- D

MDF\*
- H

HICKORY
- M

MAPLE
- O

OAK
- A

RUSTIC ALDER

\*MDF Coming Soon



Crandall\*  
Profiled Slab Drawer Front  
A C H M O A



Monterey\*  
Profiled Slab Drawer Front  
C M O



Ridgefield  
Profiled Slab Drawer Front  
C M O

# Diamond<sup>®</sup>

## FRAMED CONSTRUCTION



## STANDARD CONSTRUCTION

### Cabinet Box

- Top and Bottom: 1/2" Thick furniture board
- Sides: 1/2" Thick furniture board
- Back: 3/8" Thick furniture board

### Cabinet Exterior

- Sides: matching laminate
- Wall cabinet top/bottom: Natural Maple laminate
- Back: unfinished

### Cabinet Interior

Natural Maple laminate

### Drawers

4-Sided, solid wood dovetail with full extension, Smart Stop™ guides

### Hinges

Fully concealed, 6-way adjustable cup hinge with Smart Stop™.

### I-Beam Braces

1/2" Thick furniture board

### Adjustable Shelf

3/4" Thick furniture board with Natural Maple laminate and PVC edgebanding


### Toekick

Unfinished furniture board; field-applied Toeboard required




# FINISHES


## PAINTS \* Available on Maple and MDF door styles. See your designer for exclusions.




White  
D M



Icy Avalanche  
D M



Coconut  
D M



Dover  
D M



Egret  
D M



Limestone  
D M



Juniper Berry  
D M



Cloud  
D M



Lambswool  
D M




Seaside  
D M



Moonstone  
D M



Maritime  
D M



Black  
D M

## SPECIALTY LAMINATES See chart on previous page to understand door and finish availability for Specialty Laminates, Thermofoil and PureStyle™.



High Gloss White  
L




Arctic  
L




Antler  
L




Wharf  
L



Elk  
L P



Obsidian  
L



White  
T

\* The door and/or drawer front center panel on Maple painted doors may be constructed of Medium Density Fiberboard (MDF), except on the Liberty door style, or when Distressing or Heirlooming is specified.

- |            |             |                  |                |
|------------|-------------|------------------|----------------|
| (A) ALDER  | (H) HICKORY | (A) RUSTIC ALDER | (P) PURESTYLE  |
| (C) CHERRY | (M) MAPLE   | (L) LAMINATE     | (T) THERMOFOIL |
| (D) MDF*   | (O) OAK     |                  |                |

## PAINTS WITH FLOODED GLAZES \*

Available on Maple door styles. See your designer for exclusions.



Icy Avalanche with  
Amaretto Crème

(M)



Icy Avalanche with  
Grey Stone

(M)



Icy Avalanche with  
Toasted Almond

(M)



Coconut with  
Amaretto Crème

(M)



Coconut with  
Grey Stone

(M)



Coconut with  
Toasted Almond

(M)



Dover with  
Amaretto Crème

(M)



Dover with  
Grey Stone

(M)



Dover with  
Toasted Almond

(M)



Egret with  
Amaretto Crème

(M)



Egret with  
Grey Stone

(M)



Egret with  
Toasted Almond

(M)



Limestone with  
Amaretto Crème

(M)



Limestone with  
Grey Stone

(M)



Limestone with  
Toasted Almond

(M)



Cloud with  
Amaretto Crème

(M)



Cloud with  
Grey Stone

(M)



Cloud with  
Toasted Almond

(M)



Lambswool with  
Amaretto Crème

(M)



Lambswool with  
Grey Stone

(M)



Lambswool with  
Toasted Almond

(M)



Juniper Berry with  
Tidal Mist

(M)



Seaside with Oasis

(M)



Moonstone with  
Amaretto Crème

(M)



Moonstone with  
Toasted Almond

(M)



Maritime with  
Amaretto Crème

(M)



Maritime with  
Grey Stone

(M)



Maritime with  
Toasted Almond

(M)

\* The door and/or drawer front center panel on Maple painted doors may be constructed of Medium Density Fiberboard (MDF), except on the Liberty door style, or when Distressing or Heirlooming is specified.

# FINISHES

- A

ALDER
- C

CHERRY
- D

MDF\*
- H

HICKORY
- M

MAPLE
- O

OAK
- A

RUSTIC ALDER

\*MDF Coming Soon

## STAINS

Available on Alder, Cherry, Hickory, Maple, Oak, and Rustic Alder. See your designer for exclusions.



Natural  
A C H M O A



Light  
C H O



Sahara  
A C H M O A



Buckskin  
A C H M O A




Seal  
A C H M O A




Morel  
A C H M O A




Cattail  
A C M A



Havana  
A C H M O A



Tundra  
A C H M O A



Henna  
C M



Kodiak  
A C H M O A




Grizzly  
A C H M O A



Storm  
C M



Thatch  
A C H M O A



Chocolate  
A C M O A

## STAINS WITH FLOODED GLAZES


Available on Alder, Cherry, Hickory, Maple, Oak, and Rustic Alder. See your designer for exclusions.




Palomino  
A C M O A



Coffee  
A C H M A



Whiskey Black  
A C M A



Black Forest  
A C M O A





# SHEENS

## SATIN SHEEN


Our timeless original top coat features a moderate sheen which is reflective without being too glossy. Available on all stains, glazed stains, paints and glazed paints.



**NEW**

## MATTE SHEEN

Our new low sheen top coat is less reflective and absorbs more light, resulting in a softer, more muted look. Available on all stains and glazed stains. Not available on paints or glazed paints.



# TECHNIQUES

## DISTRESSING

Unique imperfections like wormholes, chisel marks and tiny dents and dings replicate the wear found on a well-loved piece of furniture.



## HEIRLOOMING

Over-sanded edges and profiles expose the underlying wood to create a naturally aged appearance, lending depth and character.

# Diamond<sup>®</sup>

**Make your mark.<sup>™</sup>**

- ◆ EDGE<sup>™</sup> SERIES
- ◆ DISTINCTION<sup>™</sup> SERIES
- ◆ VIBE<sup>™</sup> SERIES

---

Styles, product availability and construction may vary slightly from those shown in this book due to material availability and/or design evolution. Specifications are subject to change without notice. See your designer for details.

Product photography and illustrations have been reproduced as accurately as printing technologies permit. To ensure highest satisfaction, we strongly recommend you view an actual sample for best color, wood grain and finish representation.

Diamond<sup>®</sup> is a certified brand in the Kitchen Cabinet Manufacturers Association (KCMA) Environmental Stewardship Program. The program recognizes companies that demonstrate an ongoing commitment to environmental practices and sustainability.

#### **Diamond<sup>®</sup> has a Limited Lifetime Warranty.**

For terms and conditions, please visit: <https://www.diamondcabinets.com/warranty>

Cabinet Care and Cleaning Instructions: <https://www.masterbrand.com/care-and-cleaning>

**Front cover image:** MONTGOMERY Maple Egret and Grizzly



KITCHEN CABINET MANUFACTURERS ASSOCIATION  
ENVIRONMENTAL STEWARDSHIP PROGRAM CERTIFIED  
ALL PRODUCTS IMPACT THE ENVIRONMENT  
FOR LEAD PROGRAM CERTIFICATION, SEE KCM2019



**Part of the  
MasterBrand<sup>®</sup>  
Family**

**diamondcabinets.com**

**#DiamondCabinets**

© 2019 MasterBrand Cabinets, Inc. All rights reserved.

1128199950  
2019-08/CNV/26M